

# 2022 FQHA MEMORIAL CIRCUIT PATTERNS

## Rule Book Patterns

L3 Western Riding – 1

L1 Western Riding – 1

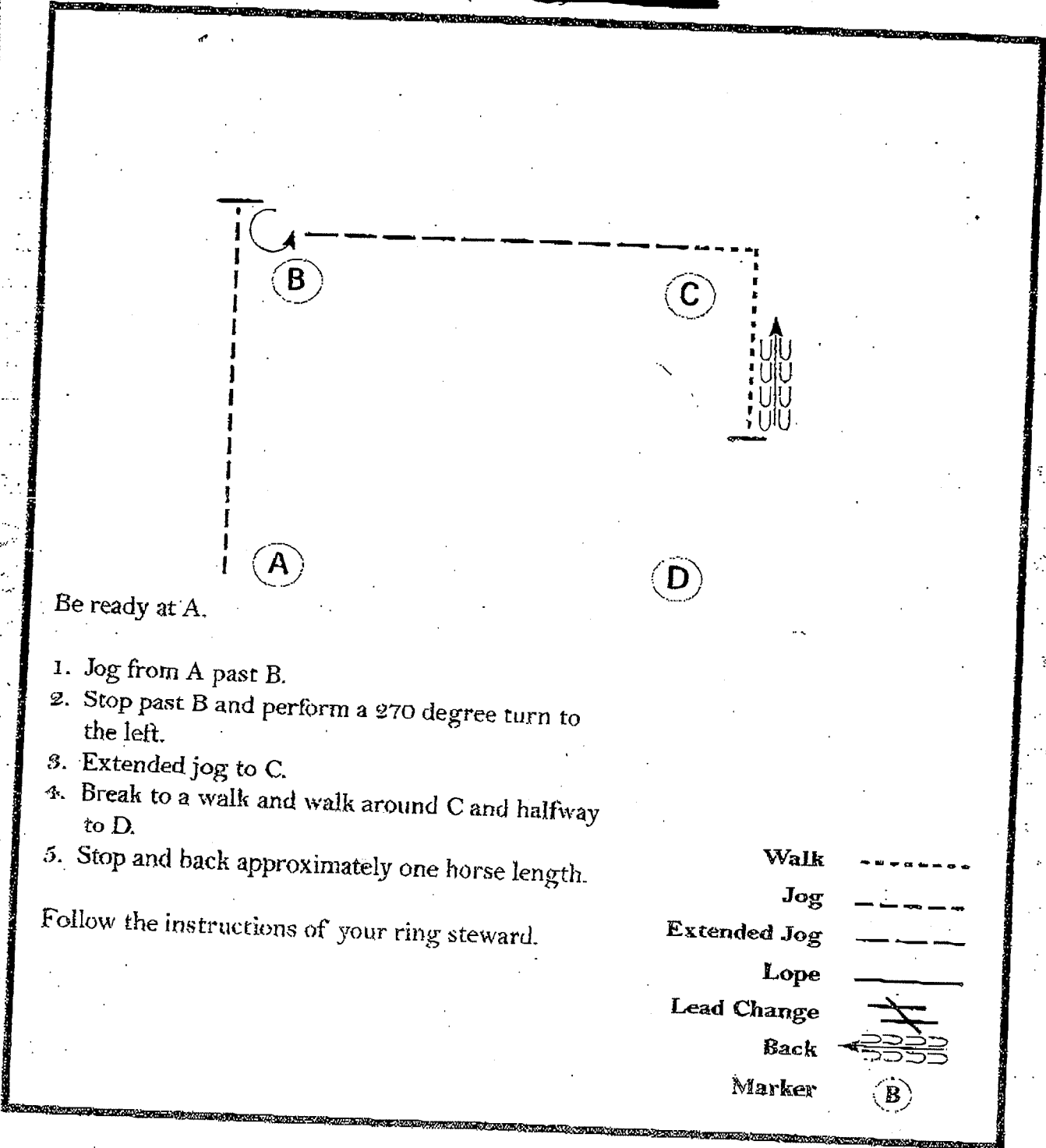
L3 Reining – 10

Ranch Riding - 1

ALL  
WALK/TROT

Western Horsemanship ( )

Show Date:



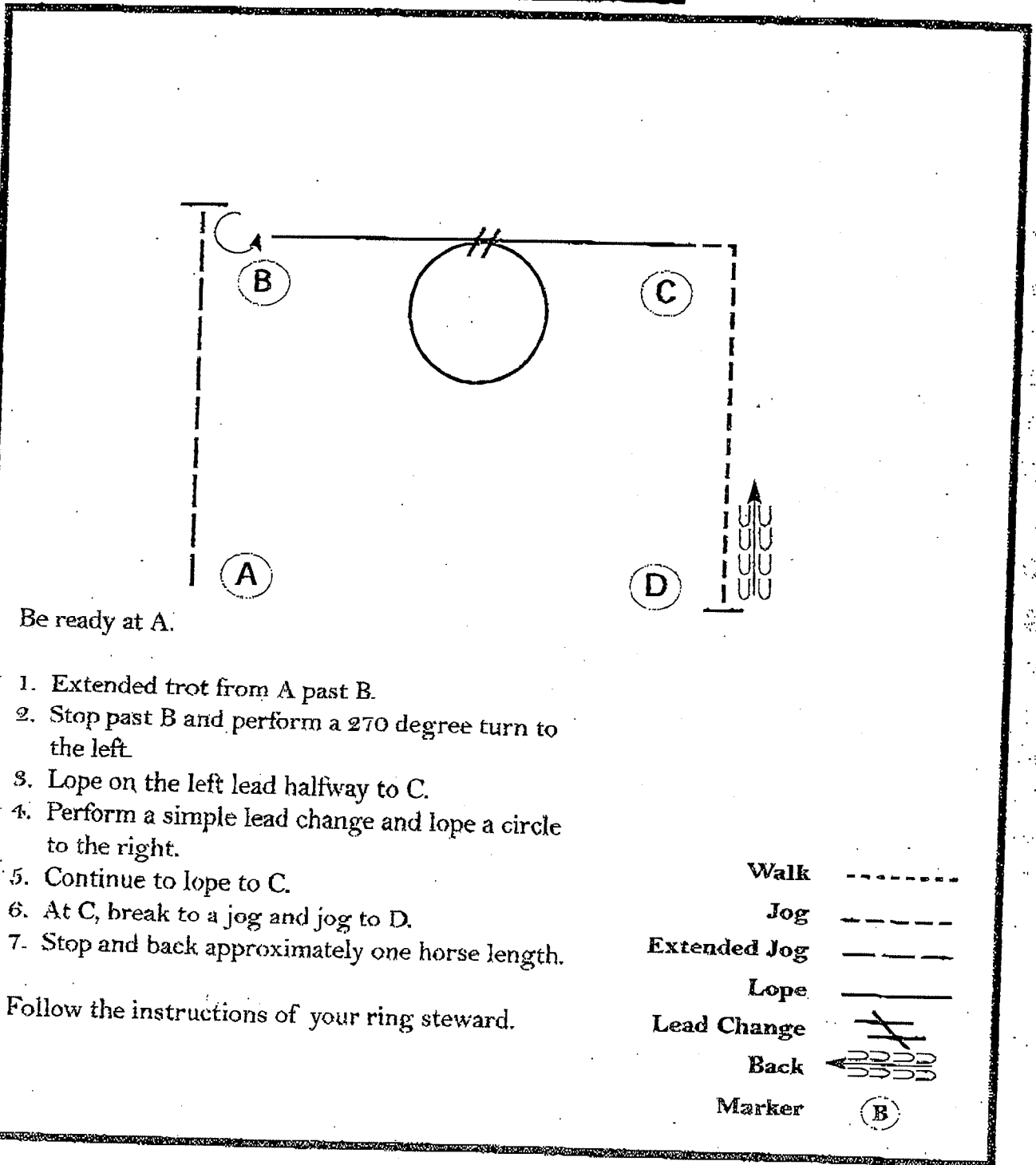
Pattern Provided by:

[WH/WT-88]

[REDACTED]

## Western Horsemanship (Nov Youth, Nov Am)

Show Date: [REDACTED]



Be ready at A.

1. Extended trot from A past B.
2. Stop past B and perform a 270 degree turn to the left.
3. Lope on the left lead halfway to C.
4. Perform a simple lead change and lope a circle to the right.
5. Continue to lope to C.
6. At C, break to a jog and jog to D.
7. Stop and back approximately one horse length.

Follow the instructions of your ring steward.

|              |       |
|--------------|-------|
| Walk         | ..... |
| Jog          | ----- |
| Extended Jog | ----- |
| Lope         | ————— |
| Lead Change  | ///   |
| Back         | ←     |
| Marker       | (B)   |

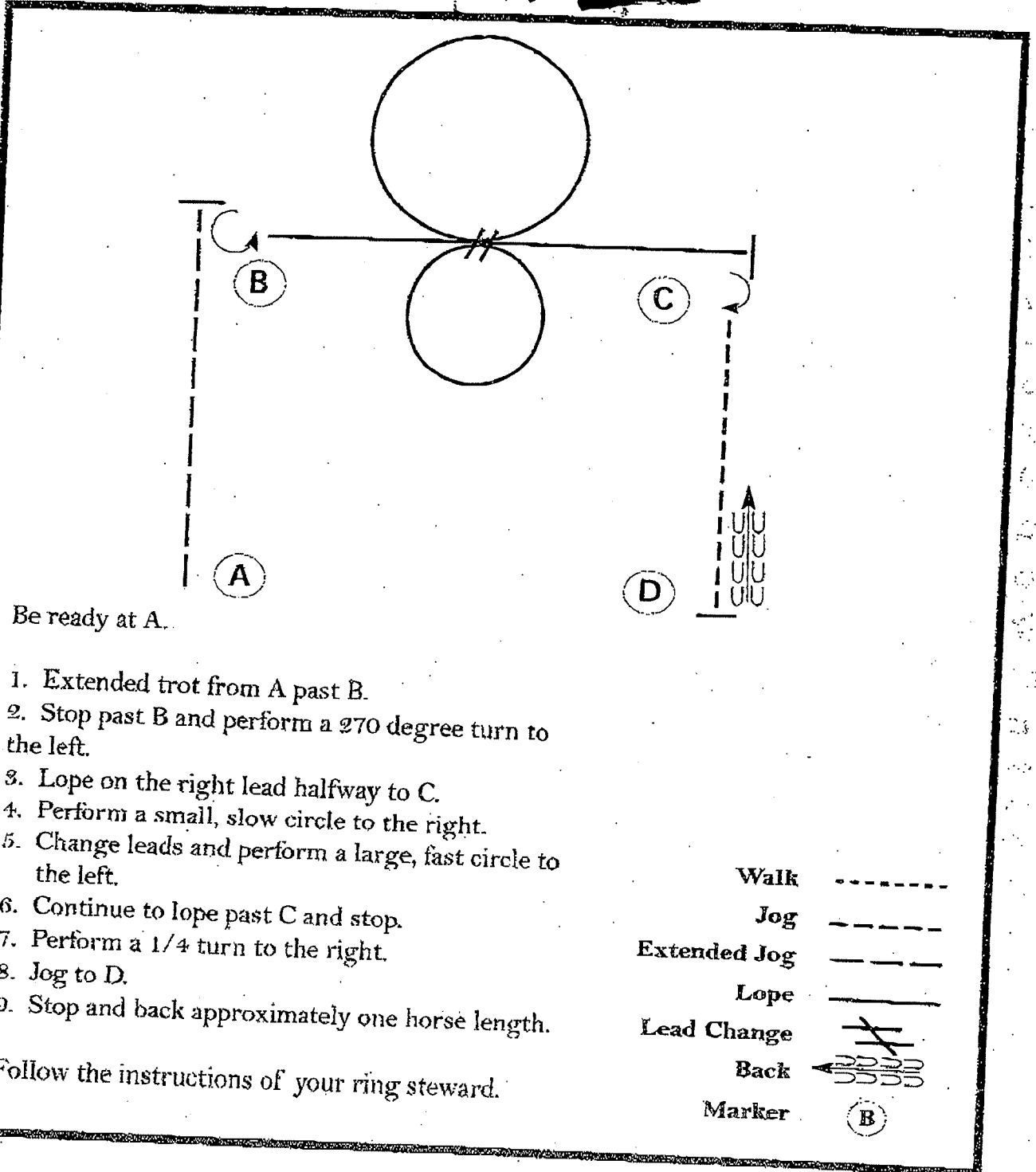
Pattern Provided by:

[WH/1-88]

[REDACTED]

# Western Horsemanship (Am, Select, Youth)

Show Date: [REDACTED]



Be ready at A.

1. Extended trot from A past B.
2. Stop past B and perform a 270 degree turn to the left.
3. Lope on the right lead halfway to C.
4. Perform a small, slow circle to the right.
5. Change leads and perform a large, fast circle to the left.
6. Continue to lope past C and stop.
7. Perform a 1/4 turn to the right.
8. Jog to D.
9. Stop and back approximately one horse length.

Follow the instructions of your ring steward.

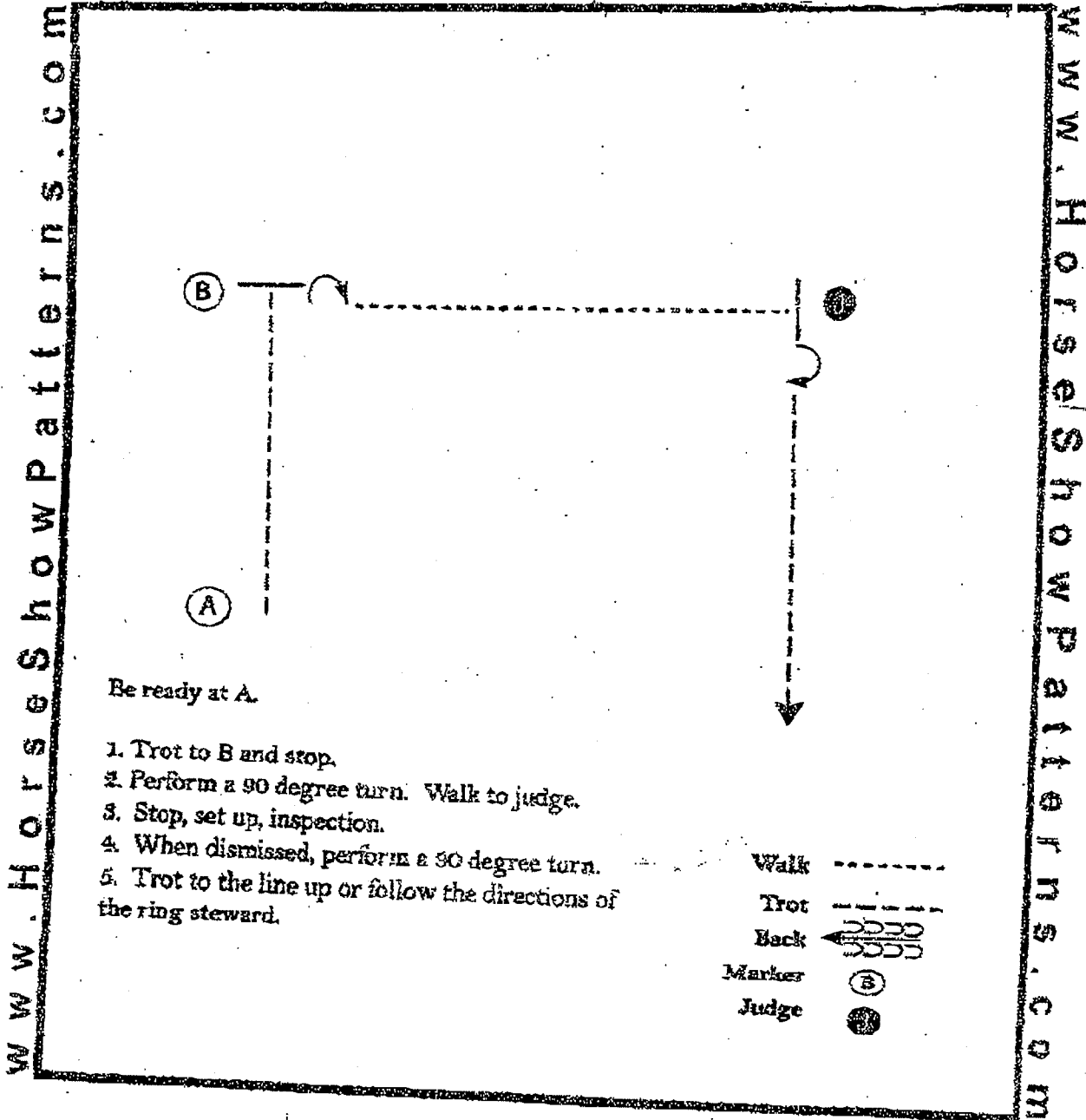
- Walk ..... (dotted line)
- Jog - - - - - (dashed line)
- Extended Jog - - - - - (long dashed line)
- Lope \_\_\_\_\_ (solid line)
- Lead Change ~~\_\_\_\_\_~~ (line with a diagonal slash)
- Back ← - - - - - (line with an arrow pointing left)
- Marker (B) (circle with the letter B)

Pattern Provided by:

[WH/2-88]

All L1 Showmanship

Show Date: \_\_\_\_\_



- Be ready at A.
1. Trot to B and stop.
  2. Perform a 90 degree turn. Walk to judge.
  3. Stop, set up, inspection.
  4. When dismissed, perform a 90 degree turn.
  5. Trot to the line up or follow the directions of the ring steward.

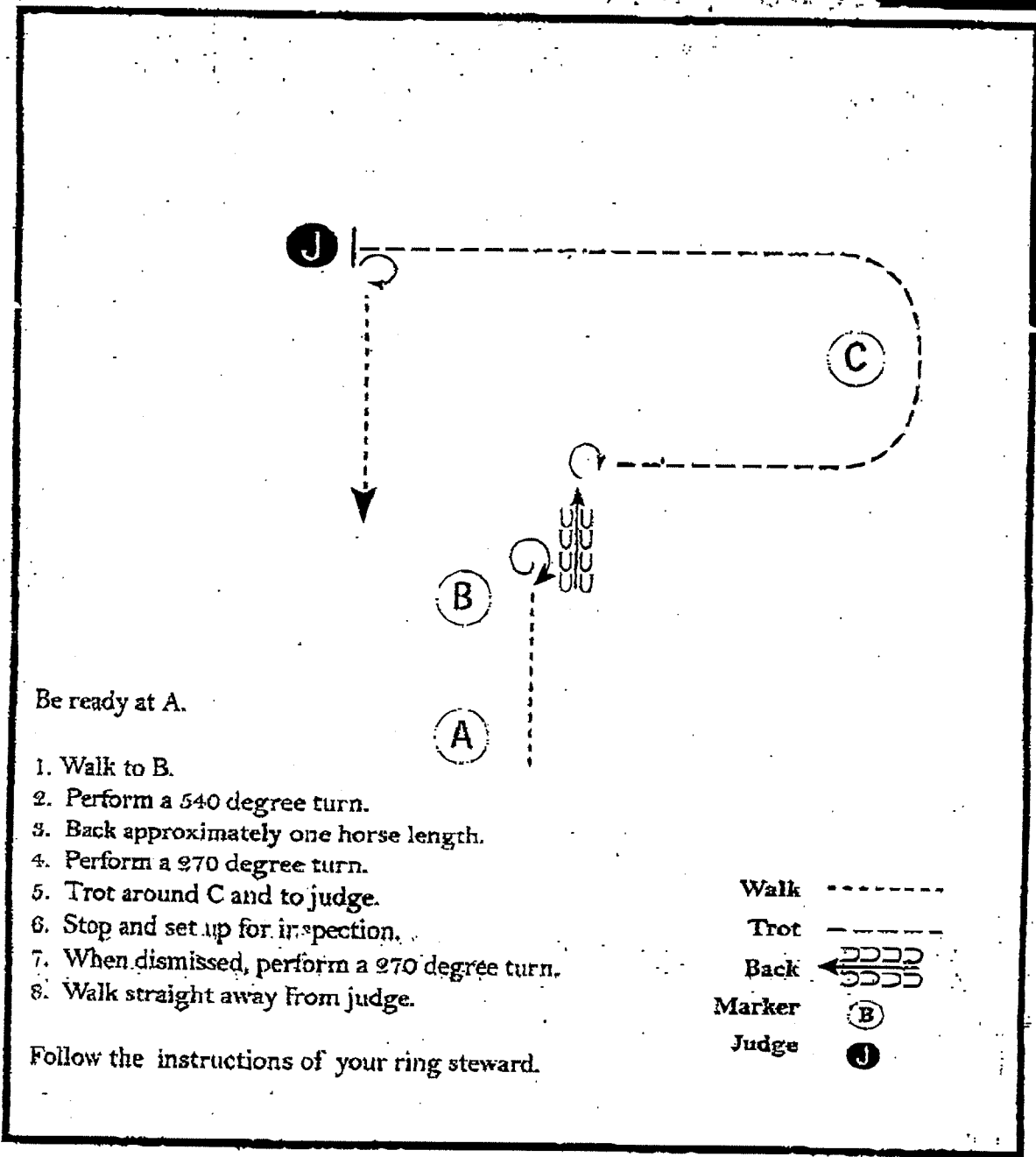
Walk -----  
Trot - - - - -  
Back ←—————  
Marker (6)  
Judge ●

Pattern Provided by:

[S WT 29]

# Showmanship (Youth & Amateur)

Select  
Show Date: \_\_\_\_\_



Be ready at A.

1. Walk to B.
2. Perform a 540 degree turn.
3. Back approximately one horse length.
4. Perform a 270 degree turn.
5. Trot around C and to judge.
6. Stop and set up for inspection.
7. When dismissed, perform a 270 degree turn.
8. Walk straight away from judge.

Follow the instructions of your ring steward.

- Walk -----
- Trot \_\_\_\_\_
- Back ← ← ← ← ←
- Marker (B)
- Judge (J)

[S/3-48]

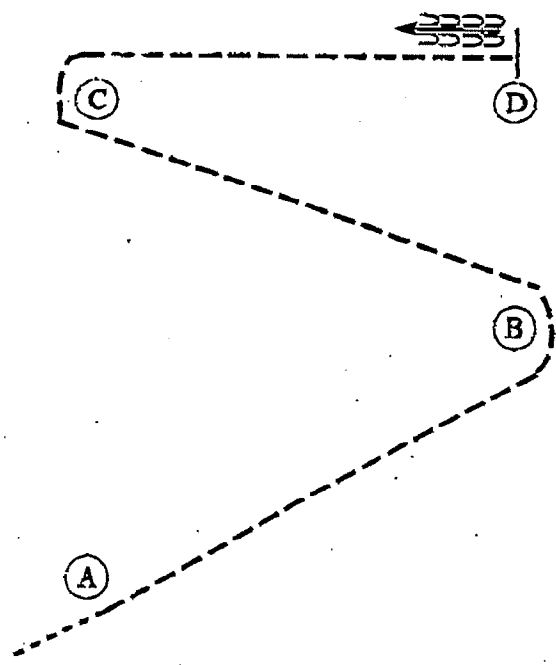
ALL  
Walk/Trot

# Hunt Seat Equitation

Show Date: \_\_\_\_\_

WWW.HORSESHOWPATTERNS.COM

WWW.HORSESHOWPATTERNS.COM



Be ready before A.

1. Walk to A.
2. Trot on the left diagonal from A to B, then change diagonals.
3. Trot on the right diagonal from B to C.
4. Sitting trot from C to D.
5. Stop at D and back approximately one horse length.

Walk to exit or follow instructions of your ring steward.

|               |           |
|---------------|-----------|
| Walk          | -----     |
| Trot          | - - - - - |
| Extended Trot | -----     |
| Canter        | -----     |
| Leg Yield     |           |
| Lead Change   | ↗ ↘       |
| Back          | ←←←←      |
| Marker        | Ⓚ         |
| Sidepass      | ←→        |
| Hand Gallop   | -----     |

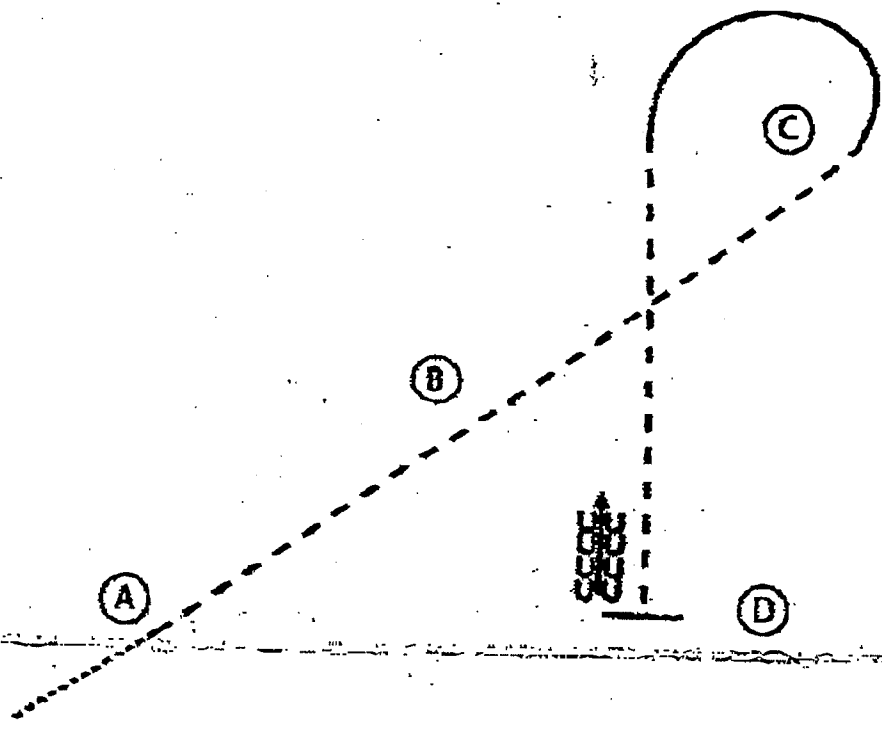
[HSE WT\_33]

# Hunt Seat Equitation (All Novice Equitation)

Show Data:

WWW.HORSESHOWPATTERNS.COM

WWW.HORSESHOWPATTERNS.COM



1. Walk to A
2. Sitting trot to B.
3. Posting trot to C on the right diagonal
4. At C canter a half circle on the left lead
5. At C posting trot to D on the left diagonal
6. Stop at D and back 4 steps

|               |           |
|---------------|-----------|
| Walk          | -----     |
| Trot          | - - - - - |
| Extended Trot | -----     |
| Canter        | -----     |
| Leg Yield     |           |
| Lead Change   | X / X     |
| Back          | ← ← ← ← ← |
| Marker        | ⊙         |
| Sidepass      | → ←       |

Pattern Provided by:

[HSE12-2]

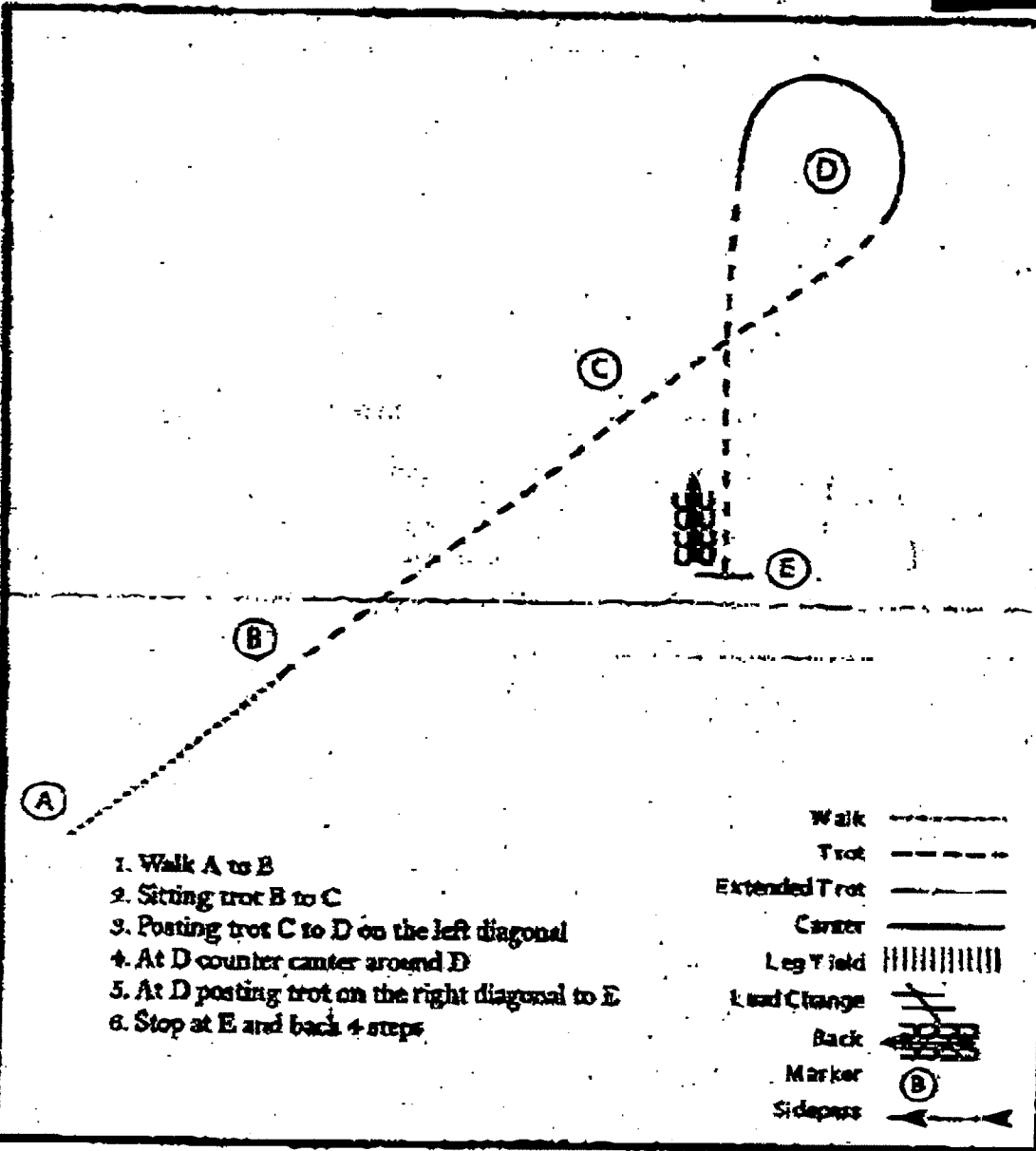


# Hunt Seat Equitation (Youth, Amateur, Select)

Show Data:

WWW.HORSESHOWPATTERNS.COM

WWW.HORSESHOWPATTERNS.COM



1. Walk A to B
2. Sitting trot B to C
3. Posting trot C to D on the left diagonal
4. At D counter canter around D
5. At D posting trot on the right diagonal to E
6. Stop at E and back 4 steps

- Walk
- Trot
- Extended Trot
- Canter
- Leg Yield
- Lead Change
- Back
- Marker
- Sidepass

Pattern Provided by:

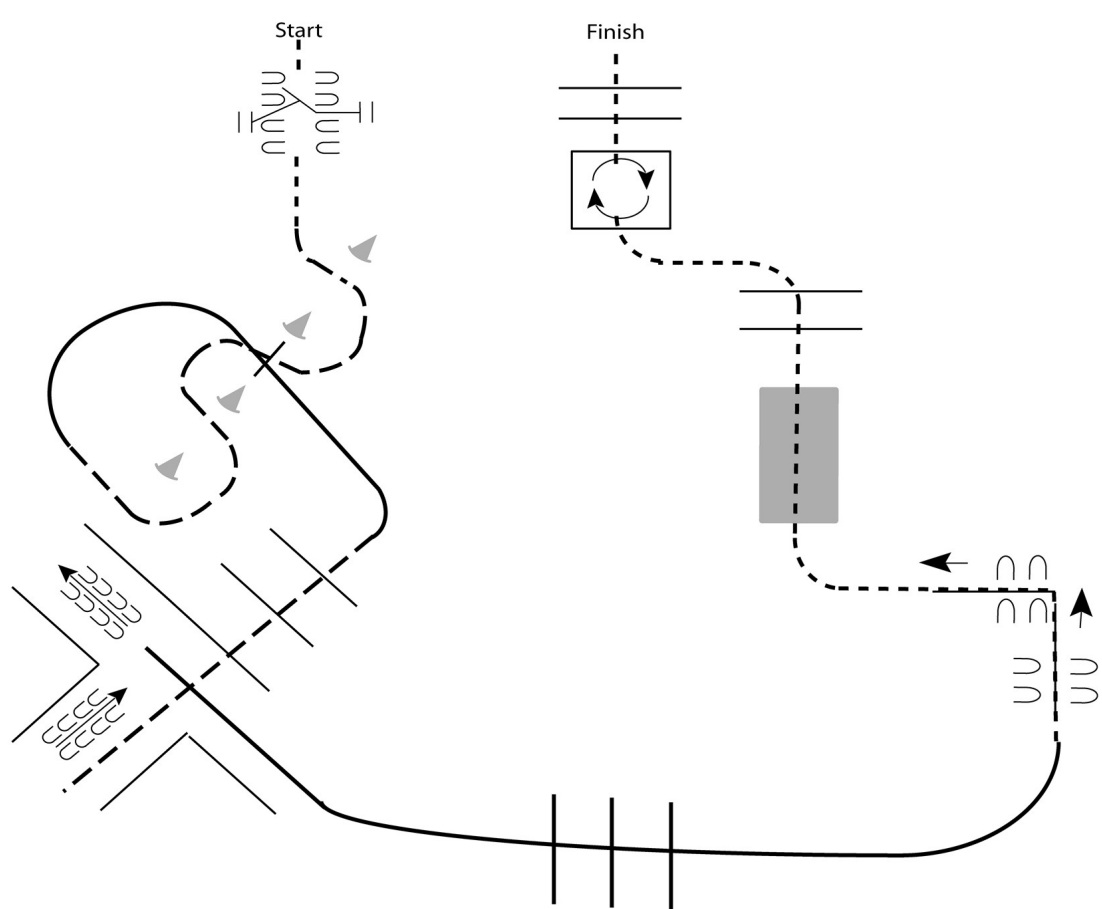
[H562-12]

# All Trail

W/T Classes jog where lope is indicated

www.HorseShowPatterns.com

www.HorseShowPatterns.com



Begin at Start.

1. Walk to and work gate.
2. Jog through cones.
3. Lope right lead to poles.
4. Jog over poles into chute.
5. Back the L.
6. Lope left lead over poles.
7. Side pass left over poles.
8. Walk over bridge, poles and into box.
9. Perform a 360 degree turn to the right, walk out of box and over poles to finish.

|                     |            |
|---------------------|------------|
| <b>Walk</b>         | -----      |
| <b>Jog</b>          | -----      |
| <b>Extended Jog</b> | -----      |
| <b>Lope</b>         | -----      |
| <b>Leg Yield</b>    |            |
| <b>Lead Change</b>  | ---/---    |
| <b>Back</b>         | ←←←<br>←←← |
| <b>Marker</b>       | ⓑ          |
| <b>Sidepass</b>     | ←←←        |

[T/2-3]

**Pattern Provided by:**

# 2022 FOHA Memorial Circuit Ranch Trail

